



A CHRISSIE CARD IN A JIFFY

1. Colour Santa's head, then carefully cut it out.
2. Fold Santa's head in half vertically, with the blank sides together.
3. Colour the card. Cut along the dotted lines.
4. Fold the card in half with the blank sides together.
5. Put glue on the back of the hat sides to attach Santa's face to the inside of the card. Be sure to match up the fold lines.
6. Write your own personal message inside.

Merry Christmas




Made with love by: _____



DESIGN AN AUSSIE SANTA

1. Everyone is familiar with what the traditional Santa wears, how he travels and things he says. Complete the cloze below to read a summarised description.



The _____¹ Santa wears a red hat with white fur trim and a _____² pom-pom. He has a white bushy _____³ and a white moustache. He wears a red coat with white _____⁴ trim on the cuffs and along the bottom. A thick black _____⁵ with a buckle is around his waist. Last but not least, he wears red trousers and _____⁶ boots. He travels by _____⁷ which is pulled by _____⁸ reindeer called _____⁹, Dasher, Dancer, Donder, Prancer, Dasher, Comet, Cupid and Vixen. Santa carries his _____¹⁰ in a red woollen _____¹¹ and enters people's houses usually via the _____¹². People leave food and drink for Santa and his reindeer such as mince _____¹³ and sherry for Santa and carrots and water for the reindeer. Santa's _____¹⁴ saying is 'Ho! Ho! Ho!'


2. Due to the warm to hot weather in Australia at Christmas time, Santa's costume would be quite uncomfortable. Some Aussie animals may be better suited to pull his vehicle, which does not have to be a sleigh. Write keywords and phrases under the headings below to design your own Aussie Santa. Don't forget to include colours and material. Then draw and label a picture of your Aussie Santa creation!

Headwear	Footwear
Clothing	Type of vehicle and how it is powered
House entry point	Object for carrying gifts
Food and drink to leave out	Favourite saying

AUSSIE CHRISTMAS TUCKER - 2

1. Read the text on page 43 and highlight all the foods and drinks mentioned.
2. Find the foods and drinks that match the spaces below.

___ A ___	___ C ___
___ U ___	___ H ___
___ S ___	___ R ___
___ T ___	___ I ___
___ R ___	___ S ___
___ A ___	___ T ___
___ L ___	___ M ___
___ I ___	___ A ___
___ A ___	___ S ___
___ N ___	



3. Choose two Australian terms from the list and write a definition for each.

esky™ pavlova rockmelon scorcher yabby

- _____

- _____


4. Use the foods and drinks listed in the text to create your perfect Australian Christmas lunch. Draw one of the foods from each section

LUNCH	DESSERT	EXTRAS

AUSSIE CHRISTMAS MUSIC — 2

1. Find the words listed from page 59 in the wordsearch.

Y	Z	Z	A	R	S	C	A	R	O	L	S
T	I	S	V	E	C	O	N	I	D	Q	O
I	L	E	C	T	D	U	F	S	B	M	B
N	A	R	A	A	U	T	U	R	M	I	S
U	C	T	M	N	D	D	H	E	U	C	E
M	I	N	C	O	P	O	Z	N	B	H	I
M	S	E	A	D	E	O	M	I	H	O	T
O	U	C	N	Y	R	R	E	A	C	I	I
C	M	G	D	H	F	S	L	T	H	R	R
B	S	N	L	A	O	G	B	R	U	H	A
A	R	I	E	I	R	D	O	E	R	E	H
R	E	P	L	S	M	A	U	T	C	L	C
B	M	P	I	S	S	R	R	N	H	T	R
E	O	O	G	E	X	W	N	E	E	T	I
C	O	H	H	M	N	I	E	Z	S	A	A
U	B	S	T	S	O	N	G	S	F	W	G
E	T	R	A	D	I	T	I	O	N	A	L



- traditional
- churches
- barbecue
- Darwin
- candlelight
- choir
- donate
- songs
- perform
- outdoors
- carols
- wattle
- boomers
- Messiah
- community
- entertainers
- charities
- musical
- Melbourne
- shopping centres

2. Use the keys to complete information about Australian Christmas carols and songs then write it below.

a	e	i	o	u
○	□	△	⬡	☆

b	▲
c	◐
d	▮
f	◆
g	♥
h	▼
l	●
m	➤

n	♣
r	■
s	*
t	◆
v	+
w	⋮
x	★
y	⊕

○☆*◆■○●△○♣* *△♣♥ ○♣▮ ●△*◆□♣

◆⬡ ○ ➤△★◆☆■□ ⬡◆ ◆■○▮△◆△⬡♣○●

○♣▮ ○☆*◆■○●△○♣ ♣○▮⬡●*

➤○♣⊕ *⬡♣♥* ▼○+□ ▲□□♣ ♣▮△◆◆□♣

◆⬡ *☆△◆ ○ ▼⬡◆ ▮▼▮△*◆➤○* △♣

○☆*◆■○●△○